



MONDAY LINE

TOBY MOORE, EDITOR; DAVID MARKIEWICZ, ASST. EDITOR

NOVEMBER 7, 2016 13 PAGES

Singapore lifts bans on Pa., N.Y., N.J.

Singapore has lifted import restrictions on poultry from certain areas in Pennsylvania, New York and New Jersey that had been in place since detections of low-pathogenic avian influenza in live bird markets in those states in July.

In a letter to the regional representative of the Animal and Plant Health Inspection Service based in Manila, the Agri-Food and Veterinary Authority of Singapore noted that it has accepted an APHIS report certifying that the affected markets had been cleaned and disinfected in accordance with the World Organization for Animal Health Terrestrial Animal Health Code.

AVA noted that all restrictions were lifted on the zones around the affected markets, effective on Oct. 31.

Sept. market reports are now available

USAPEEC's monthly international marketing report for September has been compiled and posted on the USAPEEC website.

Compiled by the USAPEEC international staff, this report is a compendium of market conditions, technical issues and USAPEEC program in all targeted markets all over the world. Reports are usually about a month behind because of the time required to compile and format them.

The document is available in pdf format to members only at <http://www.usapeec.org/members/internationalmarketing/monthlyreports.cfm>

September data show big jump in exports; broiler, turkey shipments continue recovery

Total exports of U.S. poultry for the first three quarters of 2016 increased by 1.3 percent from the same period last year, to 2,664,248 metric tons, while export value was down by 8.6 percent at \$2.875 billion, according to data released last week by the Foreign Agricultural Service.

Monthly exports of both chicken and turkey for September rose significantly over the same month in 2015.

Broiler exports – paws not included – for September climbed 21.8 percent to 267,788 tons, while value rose by 11.9 percent to \$246.9 million, largely because of increases in shipments to Cuba and other key markets.

September turkey exports, meanwhile, jumped 29.9 percent to 25,348 tons, and value climbed by 14.4 percent to \$57 million, thanks to increased

shipments to Mexico and Hong Kong.

For table eggs, exports for September reached increased by 42.9 percent to 13.6 million dozen, even as value slipped 21.8 percent to \$13.2 million.

Cumulative January-September broiler exports (no paws) rose by 1.9 percent to 2,229,809 tons, up 1.9 percent, while export value dipped by 9.4 percent to \$2.133 billion.

Broiler shipments to Mexico for the period fell by 3.2 percent to 484,591 tons, while exports to Taiwan decreased by 8.0 percent to 125,929 tons. Exports to Canada reached 124,711 tons, up 64.7 percent year on year, while shipments to Angola were 121,275 tons, down 11.5 percent.

Exports to other important markets

CONTINUED ON PAGE 2

Clifford, Lauritsen added to speakers forum; sponsorships hit \$39,000, with 135 registered

Dr. John Clifford, chief trade advisor for the Animal and Plant Health Inspection Service's Veterinary Services National Import-Export Services staff, will again grace the podium at the USAPEEC Winter Meeting in Washington in December.

No stranger to USAPEEC members, Clifford will give an update on progress on access issues in several key markets related to avian influenza, including China's lingering ban, and regionalization talks with Korea.

Joining him will be Sharon Bomer Lauritsen of the Office of the U.S. Trade Representative, who will talk about current trade issues that affect U.S. poultry and egg exports.

And, as previously announced,

Zippy Duvall, president of the American Farm Bureau Federation, will be a main speaker during the general session of the meeting on Dec. 16.

Duvall, a broiler grower and cattle farmer from Greene County, Ga., was elected AFBF president in January. He is the Farm Bureau's 12th president, and the first poultry grower to hold the position.

"Zippy was president of the Georgia Farm Bureau for many years before going to Washington, and we've worked closely on many issues during his tenure," said USAPEEC President Jim Sumner. "Coming from a poultry background, I'm sure he'll have a lot to say that will be of interest to our members about trade under a new adminis-

CONTINUED ON PAGE 2

Exports--from page 1

were Hong Kong, 111,189 tons, up 10.4 percent; Guatemala, 87,884 tons, up 16.3 percent; Iraq (including transshipments via Turkey), 86,374 tons, down 4.5 percent; Angola, 75,202 tons, down 30.6 percent; the Philippines, 70,532 tons, up 32.5 percent; and Vietnam, 66,082 tons, up 12.6 percent;

For chicken paws, September exports fell by 19.7 percent to 12,827 tons, while export value rose by 12.8 percent to \$17.5 million.

Cumulative January-September paw exports dropped by 17.2 percent to 115,755 tons, as value fell by 18.6 percent to \$146.0 million. Hong Kong accounted for nearly all paw exports.

For turkey, September shipments to Mexico increased by 13.8 percent to 14,499 tons, while Hong Kong shipments jumped by 167.4 percent to 2,631 tons.

Cumulative January-September turkey exports were up 4.7 percent to 188,274 tons, while export value dipped by 1.3 percent to \$426.0 million (Figure 2).

Of the total quantity exported, 78.1 percent were shipped to the top five markets of Mexico, Hong Kong, Japan, the Dominican Republic, and Canada, with Mexico alone accounting for 59.4 percent.

Cumulative exports of table eggs for the first three quarters of 2016 were 90.8 million dozen valued at \$91.4 million, down 19.0 and 39.6 percent from the same period a year earlier, respectively. Of the total shipments, 83.5 percent or 75.8 million dozen were shipped to the top five export markets of Hong Kong, Canada, Jamaica, Mexico, and the U.A.E.

For egg products, September exports rose 22.5 percent to \$7.9 million from the same month a year earlier. Export sales to Japan for the month reached \$3.4 million, up 54.2 percent, while export value to Canada was \$1.0 million, down 68.8 percent. Exports to the European Union and Mexico also increased significantly.

Cumulative January-September export value of egg products remained down by 34.8 percent at \$51.3 million. Export value to Japan decreased by 8.3 percent to \$23.5 million, while exports to Canada dropped by 36.0 percent to \$8.9 million.

Total egg exports (table eggs plus egg products in shell egg equivalent) for the first nine months of this year were 145.3 million dozen valued at \$142.7, down 24.1 and 37.9 percent from the same period a year earlier, respectively (Figure 3). *Analysis by Dr. Renan Zhuang*

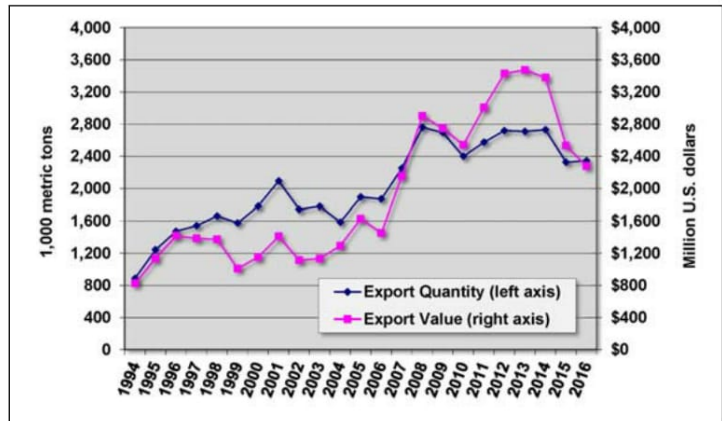


Figure 1 – January-September U.S. broiler exports (including paws) since 1994. Source: USDA/FAS GATS database.

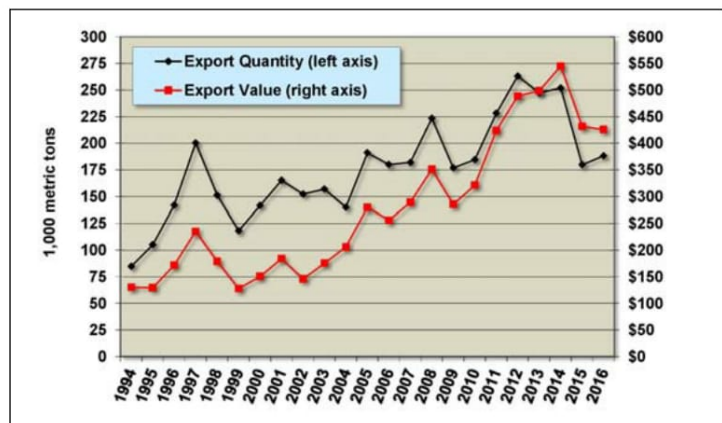


Figure 2 – January-September U.S. turkey exports in since 1994. Source: USDA/FAS GATS database.

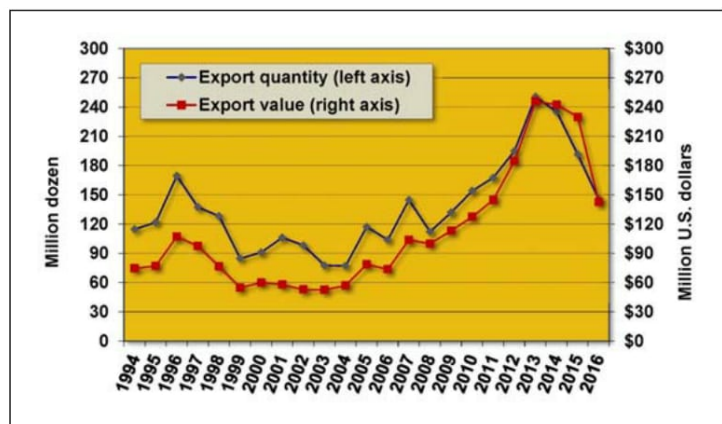


Figure 3 – January-September U.S. exports of table eggs and egg products (in shell egg equivalent) since 1994. Source: USDA/FAS GATS database.